

# Open Educational Resources

## Leveling the Playing Field: Best Practice, Policy and Implementation


Tanya Spilovoy, Ed. D.

Director of Open Policy, WICHE Collaborative for Educational Technologies

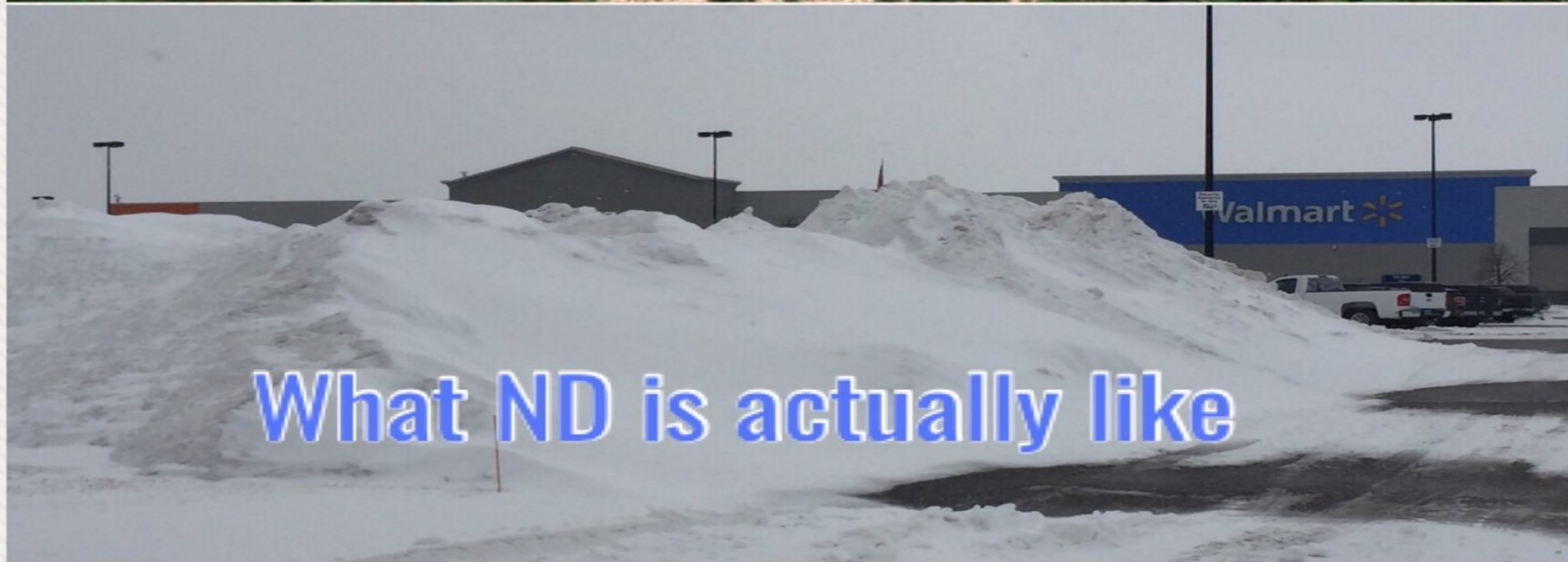


# MAP of THE UNITED STATES





What people think ND is like



What ND is actually like

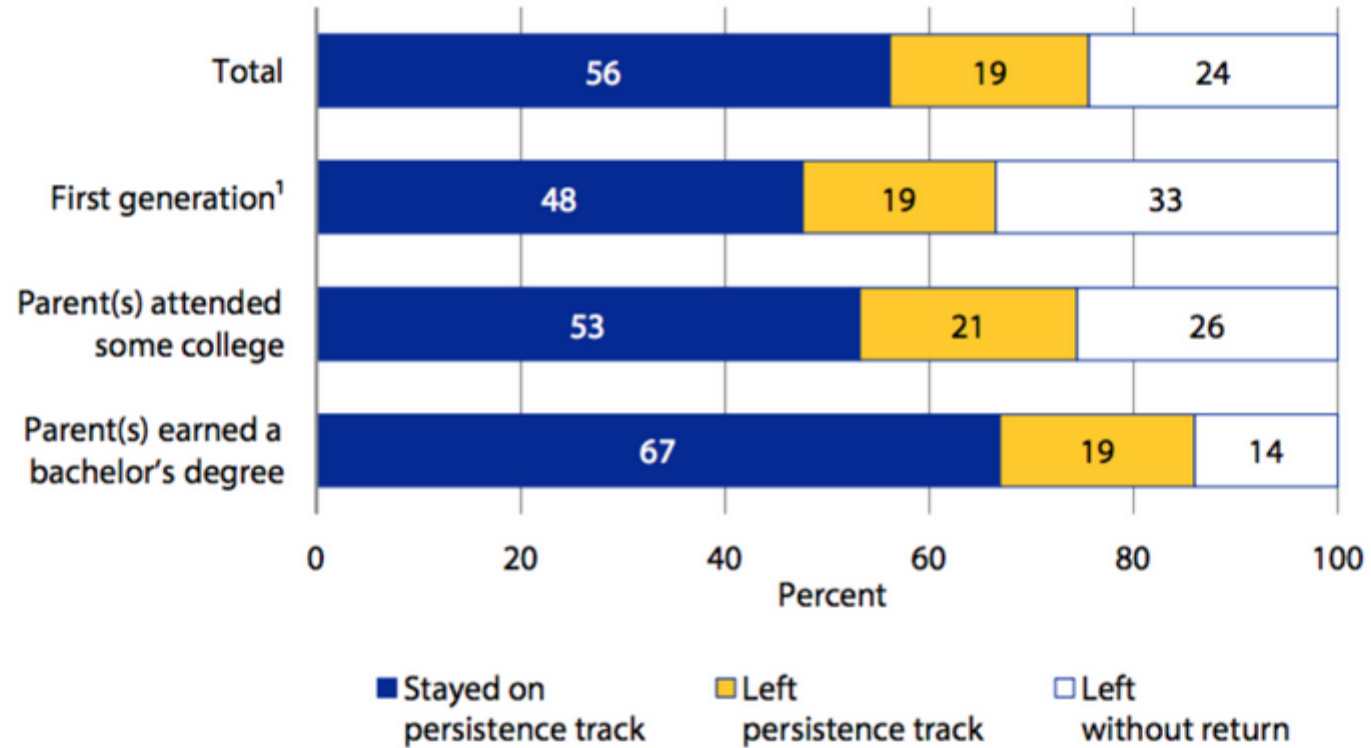


# \$5 Million for OER

We believe that educational opportunities  
should be available to **all learners**

Creating an open education ecosystem  
involves making learning materials, data, and  
educational opportunities available **without  
restrictions**

## Three-year persistence by parents' education



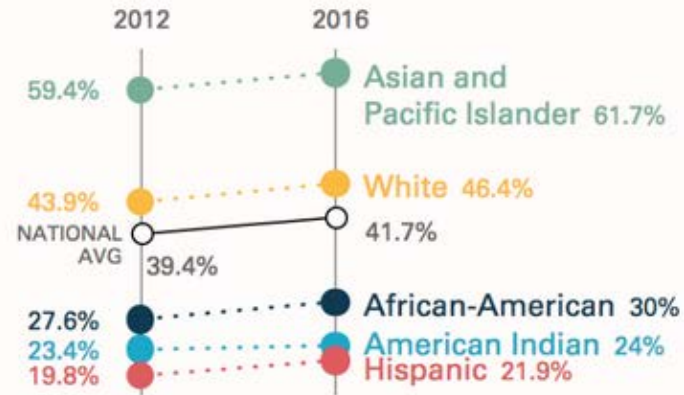
<https://nces.ed.gov/pubs2018/2018421.pdf>

# Credential Attainment by Race and Ethnicity

## Factoring in race and ethnicity

Even as the nation makes progress, educational attainment remains unequal across racial and ethnic groups. In our society, where real opportunity depends on learning beyond high school, these persistent inequities harm us all as Americans.

Education beyond high school is key to increasing economic opportunity and social mobility. That's why we know that, to achieve the 60 percent goal, **we must close gaps by race, ethnicity, income, and immigration status.**



Values above do not include postsecondary certificates, only achievement of associate degree or higher.

<http://strongernation.luminafoundation.org/report/2018>

# Postsecondary Student Characteristics

## 'New Normal' Students in Higher Education

**74%** of all undergraduate students have at least one nontraditional characteristic



**66%** transfer between institutions prior to completion

**62%** work either full or part time

**43%** attend part time

**28%** have at least one dependent

**35%** are enrolled in two-year colleges

**63%** are first-gen students

Source: National Center for Education Statistics. (2015).<sup>2</sup>

<http://tech.ed.gov/HigherEdNETP>



**April 3, 2018 study by Temple University and Wisconsin HOPE lab**  
**“Still Hungry and Homeless in College”**

- 36% of college students say they are food insecure.
- 36% say they are housing insecure
- 9% report being homeless

**Community College students:**

- 42% struggled to get adequate food
- 9% said they had gone at least one day/month without eating
- 46% said they had difficulty paying for housing and utilities

# Struggling Students



# The Cost of College

- \$1.44 trillion in total U.S. student loan debt
- 44.2 million Americans with student loan debt
- Student loan delinquency rate of 11.2% (90+ days delinquent or in default)
- Average monthly student loan payment (for borrower aged 20 to 30 years): \$351
- Median monthly student loan payment (for borrower aged 20 to 30 years): \$203

(NY Federal Reserve. 2016)

# Louisiana

Feb. 2016

“Higher Ed Landscape” Power Point

## Budget Cuts = Increased Tuition & Fees

- **Since 08-09:**
  - Tuition and fees have increased approximately 99% while funding has been reduced (44% state / nearly 20% all sources).
  - Cost burdens for higher education has shifted from the state to students and families.

• **Tuition & Fees Increases**  
4-year institutions

**+\$3,646**

• **Tuition & Fees Increases**  
2-year institutions

**+\$1,821**

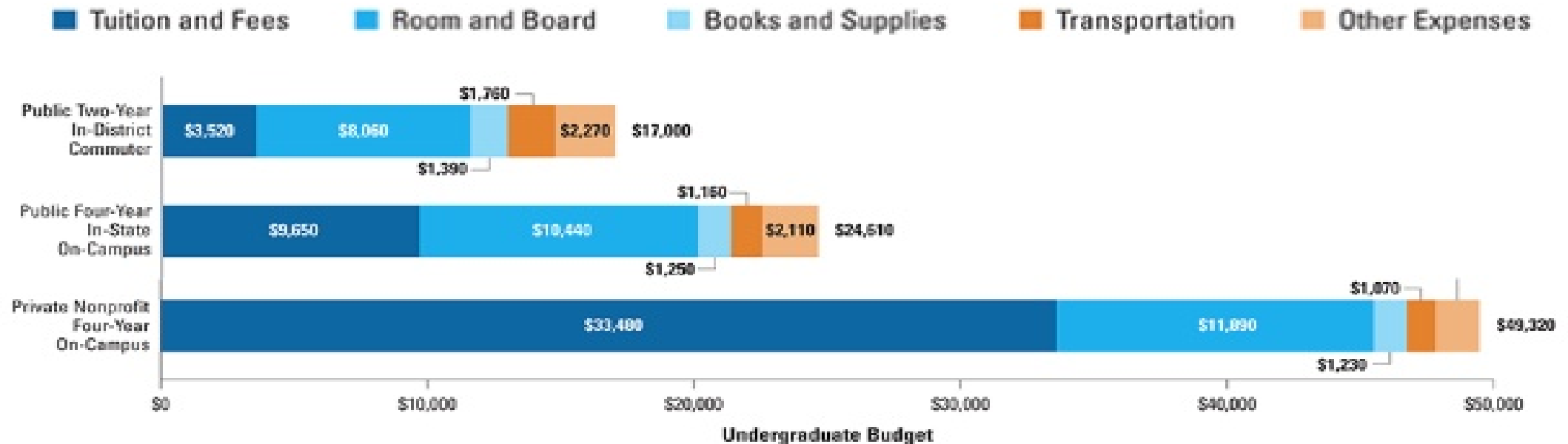
\*Based on annual average per full-time student

March 8, 2018

“Budget Uncertainty Continues for Higher Education in Louisiana”

- State colleges are facing a proposed cut of more than \$250 Million.
- Joseph Rallo is the head of higher education in Louisiana, a system where budget cuts are nothing new.
- "Because the state has basically not given the amount of money they use to give, increasingly now, institutions are dependent on tuition," he explains.
- That raises the price tag for students and families
- The vast majority of this \$250 million cut would be made to TOPS, the scholarship program that helps cover tuition.

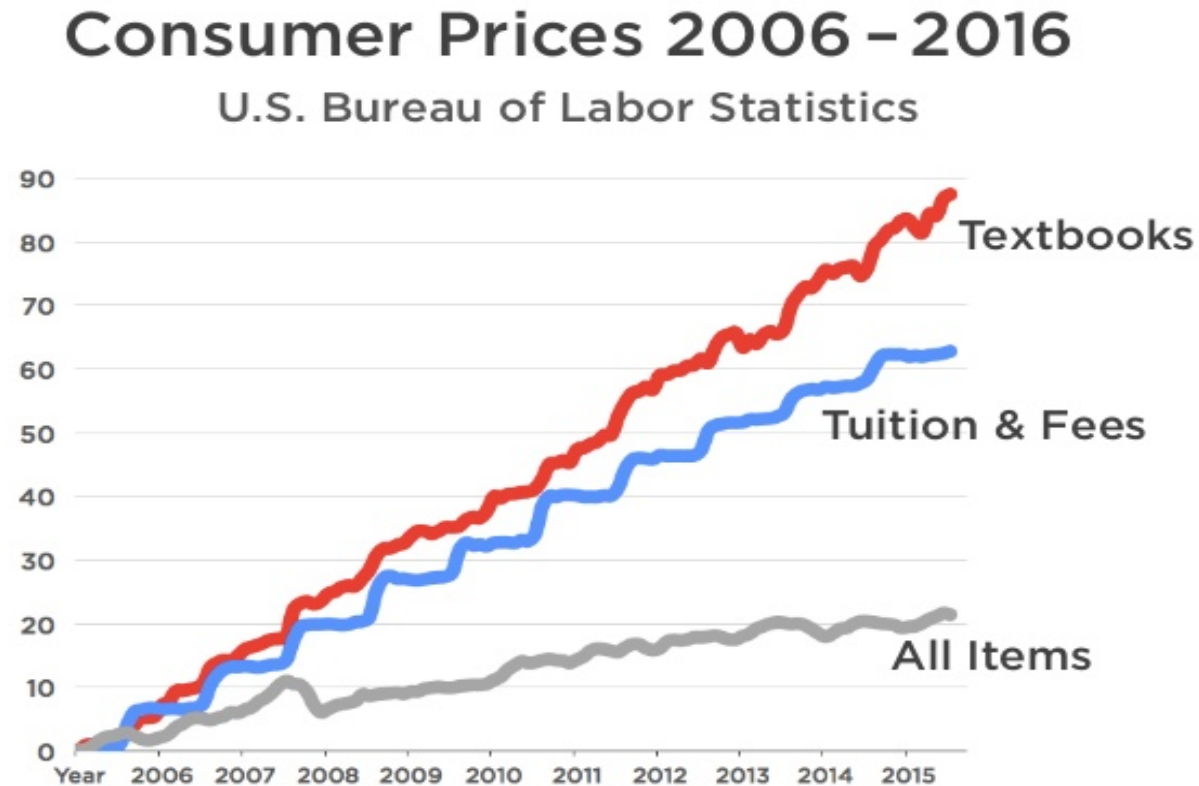
# Average Estimated Undergraduate Budgets, 2016-17



## Books & Supplies = \$1,200+



# College Textbook Prices



College textbook prices have risen 812% since 1978, and 65% of students have sometimes chosen not to buy the textbook, even though 94% of students believe it will affect their grade. (Center of the Public Interest Research)

# Oregon State University Students



# Students vs Textbooks

- Purchase an older edition of a textbook
- Delay purchasing a textbook
- Never purchase a textbook
- Share the textbook with another student
- Download textbooks from the internet

In your academic career, has the cost of required textbooks caused you to:

2012	2016	
63.6%	66.5%	Not purchase the required textbook
49.2%	47.6%	Take fewer courses
45.1%	45.5%	Not register for a specific course
33.9%	37.6%	Earn a poor grade
26.7%	26.1%	Drop a course
17.0%	19.8%	Fail a course

# Virginia Tech



[Past Projects](#) [About](#) [Apply](#) [Log In](#)

## Create Freely Available Textbooks & Learning Resources



# \$498

4%

Raised toward our \$10,000 Goal  
23 Donors



# 31

DAYS LEFT

*Project ends on May 10, at 08:00 AM EDT*

[Project Owners](#)



Share to Maximize  
**IMPACT**

Share



Share



Share



Donate Now



## What are OER?

Open educational resources (OER) are freely available learning materials that can be downloaded, edited and shared to better serve all students.

(William and Flora Hewlett Foundation)

This means all students have access to free learning materials the first day of class.

## What are Open Textbooks?

Open Textbooks are textbooks that are freely available with non-restrictive licenses. Covering a wide range of disciplines, open textbooks are available to download and print in various file formats from several websites.

This means all students have access to free learning materials the first day of class.

## Promising Data for Higher Education

OER show promise in improving student outcomes as supported by research, they provide more learning and authorship opportunities for faculty and students, and they are openly available to everyone.

Research shows that OER can contribute to higher rates of course completion in two- and four-year higher education programs without sacrificing performance in those courses.

With Creative Commons licenses,  
you are free to...

Copy

Mix

Share

Keep

Edit

Use




BY



NC




SA



ND

# Africentric Math Course





# BC Campus Equity/Diversity Grant Requirement

## **Diversity and Inclusion**

The text reflects diversity and inclusion regarding culture, gender, ethnicity, national origin, age, disability, sexual orientation, education, religion. It does not include insensitive or offensive language in these areas.

Overall, how do you rate the diversity and inclusion of the text?

Amanda Coolidge, MEd

Senior Manager of Open Education

BCcampus | connect.collaborate.innovate.

[acoolidge@bccampus.ca](mailto:acoolidge@bccampus.ca)

## High-Level Endorsements

### ***Example: U.S. DOE Open Licensing Policy***

Requires that work created with grant funds apply an open license.

### ***Example: Virginia Governor***

### ***Example: Rhode Island***

In the fall of 2016, Rhode Island Governor Gina Raimondo issued a challenge to the state's higher education institutions to save students \$5 million over 5 years through the use of open textbooks.

## OER Task Forces/Councils

### ***Example: Colorado***

April 5 CO Legislature passed HB18-1331. It is on the governor's desk for signature.  
\$660,000 FY 18-19. \$1,160,877 FY 19-20.

## System-Wide Initiatives

### ***Example: North Dakota University System***

This included legislation, funding, the adoption of OER policy language in the system's strategic plan, a rigorous survey evaluating faculty awareness and interests in OER, professional development for faculty. The initiative has already saved students and estimated \$1.8 million, and by 2018 is expected to save students \$3-4 million student savings *per year*.

### **Example: CCCOnline**

Students from 15 Community colleges can take online courses to complete certificates or associates degrees completely online. Fall 2017 semester OER Courses are saving students \$300,717.

## State-Lead Initiatives

### ***Example: Oregon***


In 2015, Oregon passed legislation requiring the state's Higher Education Coordinating Commission to establish an OER grant program and hire a staff person to oversee it. The bill also requires public postsecondary institutions to prominently mark courses whose course materials exclusively consist of open or free textbooks. The legislature appropriated \$700,000 to support the program, and the projected savings are \$1.7 million.



## Zero Textbook Cost Degrees

### *Example: California*

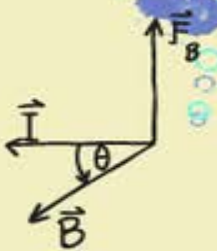
In 2016, the California government appropriated \$5 million to support the creation of Zero Textbook Cost Degrees at the state's community colleges. Among the justifications for the program were that the more than 100 institutions in that system could easily share and build upon each other's work, so investing in one degree at one college, could lead to multiple degrees at multiple colleges. This follows a nationwide trend pioneered by Tidewater Community College in Virginia, and a 38-campus initiative led by the non-profit Achieving the Dream launched earlier this year.



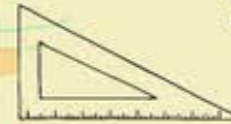
“...higher  
education shall be  
equally  
accessible to all”

# Z Initiative

$$\sin \frac{A}{2} = \sqrt{\frac{1 - \cos A}{2}}$$



Introducing the  
WCET Z Initiative,  
which promotes the  
policy and practice of  
OER implementation,  
creation, and  
sustainability.



[Tspilovoy@wiche.edu](mailto:Tspilovoy@wiche.edu)

<https://wcet.wiche.edu/initiatives/z-initiative>

<https://twitter.com/TanyaSpilovoy>

**LET'S TALK ABOUT OER! 😊**