



BOARD *of* REGENTS  
STATE OF LOUISIANA

# XLR 8: The Next Generation

*Conference for Tutors and Learning Professionals*

April 1, 2017



*What specific challenges do your students face in college?*

*What are some examples from another institution that also deals with highly motivated 18 -22 year olds?*

*What are national and Louisiana trends that should shape your advising and tutoring action while students are in college?*





*What does it mean to be educated?*

*What is the role of higher education?*

*Are our universities institutions of vocational training, funded to prepare students for jobs?*

*Or are they institutions whose purpose is something a bit higher than that?*

*~Both?*

*~Neither?*



# Specific Challenges for Student Athletes: Unrealistic Expectations



## Inside Higher Education 2015:

**2 % of Division I college football players will go pro.**

**1 % of Division I men's ice hockey players will go pro.**

**.9 % of Division I women's basketball players will go pro.**

**1.2 % of Division I men's basketball players will go pro.**

**So what happens to the other 98+% and what is your role?**



# Lessons from the Military Applicable to Student Athletes



# Statements by Veterans



**Unprepared Colleges**

**Action & Camaraderie**

**Different Needs**

**Reluctance to Seek Help**

**Recognizing Differences**





**So what can you do and what  
can you learn from the  
military?**



# Lessons from the Military



**Clear Career Path**

**Specialized Programs, Training,  
Counseling & Financial Aid**

**Support Groups**







# What is going on nationally and in Louisiana?



# National Trends on College Campuses



**Uncertainty at the Federal Level:**

**Keep PELL**



# National Trends on College Campuses



## Uncertainty at the Federal Level:

**Keep PELL**

**Elimination of Supplemental Educational  
Opportunity Grant (SEOG) for neediest on  
campus**



# National Trends on College Campuses



## Uncertainty at the Federal Level:

**Keep PELL**

**Elimination of Supplemental Educational  
Opportunity Grant (SEOG) for neediest on  
campus**

**Significant cuts in work study**



# National Trends on College Campuses



## Uncertainty at the Federal Level:

**Keep PELL**

**Elimination of Supplemental Educational Opportunity Grant (SEOG) for neediest on campus**

**Significant cuts in work study**

**Cuts to Gear Up and TRIO**



# National Trends on College Campuses



## Free Speech & Protests



# National Trends on College Campuses



**Free Speech & Protests**

**Development of Student Leaders**



# National Trends on College Campuses



**Free Speech & Protests**

**Development of Student Leaders**

**Management of the New Cheating  
Economy**





# National Trends on College Campuses



<b>Free Speech &amp; Protests</b>
<b>Development of Student Leaders</b>
<b>Management of the New Cheating Economy</b>
<b>Penetration of Cyber Related Security Issues</b>



# National Trends on College Campuses



<b>Free Speech &amp; Protests</b>
<b>Development of Student Leaders</b>
<b>Management of the New Cheating Economy</b>
<b>Penetration of Cyber Related Security Issues</b>
<b>Title IX &amp; Sexual Assault</b>



# National Trends on College Campuses



**Free Speech & Protests**

**Development of Student Leaders**

**Management of the New Cheating  
Economy**

**Penetration of Cyber Related  
Security Issues**

**Title IX & Sexual Assault**

**The Value Proposition of Higher  
Education & the Debt Burden**



# Louisiana Data

## Budget



# Louisiana Higher Education: The True Picture

Higher Education Institutions (Excluding LOSFA and Hospitals)


Fiscal Year	Total State Funds	Self Generated Funds	Federal Funds and Interagency Transfers	Total
<b>FY 08-09</b>	\$1,571,583,691	\$721,868,856	\$142,575,679	\$2,436,028,226
<i>FY 08-09 Mandated Costs Paid Back To The State</i>				<i>(\$445,116,071)</i>
<i>*FY 08-09 Scholarships and Fellowships</i>				<i>(\$110,069,018)</i>
<b><i>Dollars available for operations</i></b>				<b><i>\$1,880,843,137</i></b>
Fiscal Year	Total State Funds	Self Generated Funds	Federal Funds and Interagency Transfers	Total
<b>FY 16-17</b>	\$852,272,018	\$1,389,538,245	\$55,570,405	\$2,297,380,668
<i>FY 16-17 Mandated Costs Paid Back To The State</i>				<i>(\$565,347,806)</i>
<i>*FY 16-17 Scholarships and Fellowships</i>				<i>(\$215,139,268)</i>
<b><i>Dollars available for operations</i></b>				<b><i>\$1,516,893,594</i></b>
<b>Change in 9 years: \$364M Less for operations</b>				<b><i>(\$363,949,543)</i></b>


\*Institutions provide scholarships/fellowships to attract the best students and to abide by legislative mandates at the expense of not receiving all budgeted tuition/fees.

Note: Self generated funds include \$123 million of TOPS awards in FY 09 and \$209 million in FY 17.



**.66¢ of every \$1 in state higher education funding goes back to the state for mandated costs**



		
<b>State Support</b>		<b>852,272,018</b>
<b>Mandated Costs</b>	<b>-</b>	<b><u>\$565,347,806</u></b>
		<b>\$286,924,212</b>

**Remaining state support for higher education**





# Trends in Louisiana

**Budget**

**Enrollment**

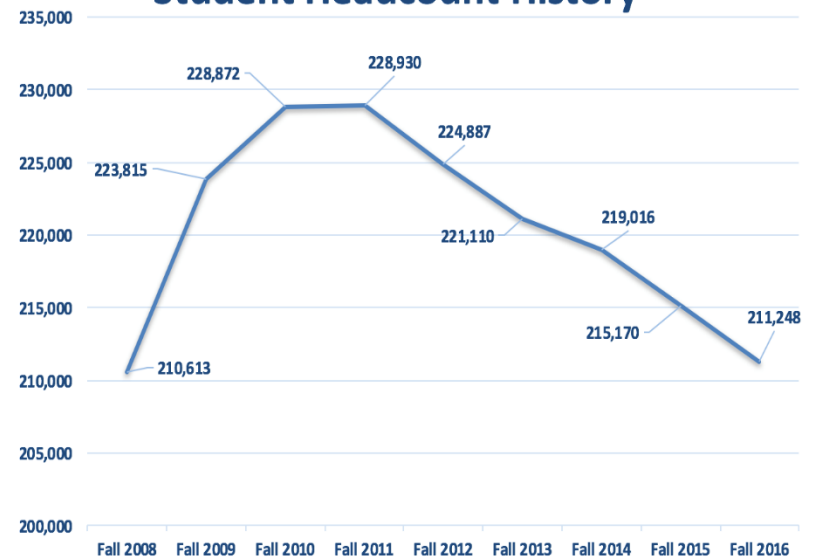


# Enrollment Trends

## Louisiana Public Higher Education Enrollment by System

System	Fall 2015 Enrollment	Fall 2016 Enrollment
Louisiana State University System	45,626	46,548
University of Louisiana System	90,483	90,980
Southern University System	13,061	12,661
Louisiana Community and Technical College System	65,990	61,059
<b>Total</b>	<b>215,160</b>	<b>211,248</b>

### Student Headcount History







# Trends in Louisiana

**Budget**

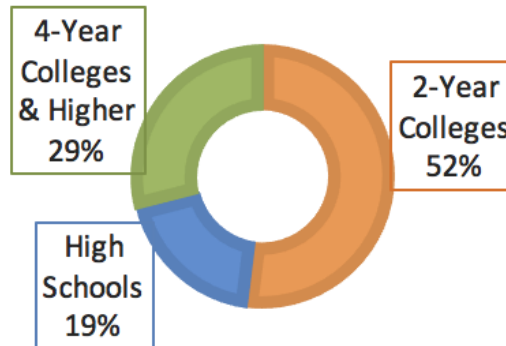
**Enrollment**

**Types of Job Openings in the Next 5-10 Years**



# Louisiana Job Market

## NEW GOOD JOBS ANNUALLY FOR EACH MINIMUM LEVEL OF EDUCATION



One in five good (3-, 4- and 5 star) jobs that will become available each year will require no formal education beyond a high school diploma.

Slightly more than half of the good jobs across Louisiana today and those that will become available each year require a community or technical college degree or other credential.

Slightly more than one in four good jobs in Louisiana requires a bachelor's degree or higher.





# Trends in Louisiana

**Budget**

**Enrollment**

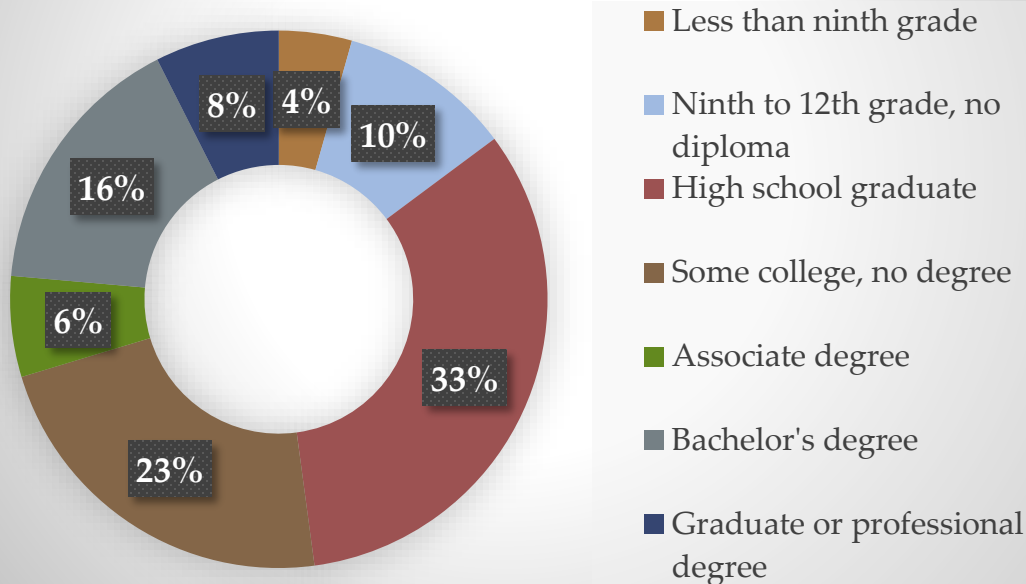
**Types of Job Openings in the Next 5-10 Years**

**High Wage and High Demand Jobs**



# High Wage and High Demand

WORKING AGE POPULATION  
TOTAL  
2,429,518



- By 2020 approximately 53% of open jobs in Louisiana will require a career credential or college degree. Currently, only 28% of Louisiana adults have an associate degree or higher. *Source: GUCEW*

Louisiana ranks 49th in educational attainment with only 29.1% of working-aged residents, 25-64 years, earning an associate's degree or higher. *Source: NCHEMS*

**In order to reach the average educational attainment rate for Southern states, Louisiana will need to increase the percentage of adults with some college from 29.1% to 46.6% by 2025, or an increase of 148,277 degrees. *Source: NCHEMS***



# Skills Not Aligned to High Demand Jobs



## Workforce Gaps in Economic Driver Occupations

Some Critical Fields in Industries That Drive Job Creation	Additional Completers Needed Annually Through 2022
Computer and Information Science	223
Engineering	246
Engineering Technology (including Process Technology)	1,717
Construction Trades	4,674
Statistics and Management Science	200
Mechanic and Repair Technologies	1,575
Precision Production (Welding and Machining)	1,150
Transportation and Material Moving	1,091
Accounting	165
Construction Management	46
Management Information Systems	26
Logistics, Materials, and Supply Chain Management	8

Source: LED-LWC gap analysis using LWC 2022 occupational forecast.

Highest Level of Education	Graduates	Available for Work	Jobs Available for These Grads	3-, 4-, and 5- Star Jobs Available for These Grads	Grads Likely to Struggle to Find Good Jobs	% of Grads Likely to Struggle
High School	46,000	24,000	20,430	7,380	<b>16,620</b>	<b>69%</b>
2- Year College	22,743	10,068	24,300	19,860	9,792	N/A
4- Year College	18,400	11,600	9,900	9,150	<b>2,450</b>	<b>21%</b>
Graduate & Professional Schools	6,800	6,800	2,510	1,950	<b>4,850</b>	<b>71%</b>
<b>TOTAL</b>		<b>52,468</b>	<b>57,140</b>	<b>38,340</b>	<b>23,920</b>	<b>44%</b>



Source: 2013-14 completer data from the Louisiana Department of Education, Louisiana Board of Regents and 2014-15 completer data from Louisiana Community and Technical College System, and the revised 2022 occupational forecast by the Louisiana Workforce Commission.

# Challenges & Opportunities for the Future

**Think differently about a degree program.**



# Challenges & Opportunities for the Future

**Think differently about a degree program.**

**Prepare for a lifetime of learning.**



# Challenges & Opportunities for the Future

**Think differently about a degree program.**

**Prepare for a lifetime of learning.**

**Underscore non-academic lessons from the athletic environment.**





# Challenges & Opportunities for the Future

**Think differently about a degree program.**

**Prepare for a lifetime of learning.**

**Underscore non-academic lessons from the athletic environment.**

**Promote inquisitiveness rather than just filling in the course boxes.**



# Challenges & Opportunities for the Future

**Think differently about a degree program.**

**Prepare for a lifetime of learning.**

**Underscore non-academic lessons from the athletic environment.**

**Promote inquisitiveness rather than just filling in the course boxes.**

**Develop a 10, 15 year and beyond set of professional goals.**



# Challenges & Opportunities for the Future

**Think differently about a degree program.**

**Prepare for a lifetime of learning.**

**Underscore non-academic lessons from the athletic environment.**

**Promote inquisitiveness rather than just filling in the course boxes.**

**Develop a 10, 15 year and beyond set of professional goals.**

**Read outside of your field.**



# Challenges & Opportunities for the Future

**Think differently about a degree program.**

**Prepare for a lifetime of learning.**

**Underscore non-academic lessons from the athletic environment.**

**Promote inquisitiveness rather than just filling in the course boxes.**

**Develop a 10, 15 year and beyond set of professional goals.**

**Read outside of your field.**

**Develop other competencies.**



# Challenges & Opportunities for the Future

**Think differently about a degree program.**

**Prepare for a lifetime of learning.**

**Underscore non-academic lessons from the athletic environment.**

**Promote inquisitiveness rather than just filling in the course boxes.**

**Develop a 10, 15 year and beyond set of professional goals.**

**Read outside of your field.**

**Develop other competencies.**

**ENJOY WHAT YOU DO AND DO IT WELL!**



# Elevate Louisiana!

## Educate & Innovate

Louisiana's goals for higher education



Educate

**“Educate through Higher Education to improve Lives and Create a Strong Workforce.”**

Enable Louisiana's working age population to participate in and complete a degree/credential program to improve their lives and deliver the workforce needed to support the state's economic expansion.



Innovate

**“Innovate to Build Louisiana's Economy.”**

Invest strategically in research that supports innovation and economic development.



30

THINK

Educate

ELEVATE

Innovate

*Louisiana*

